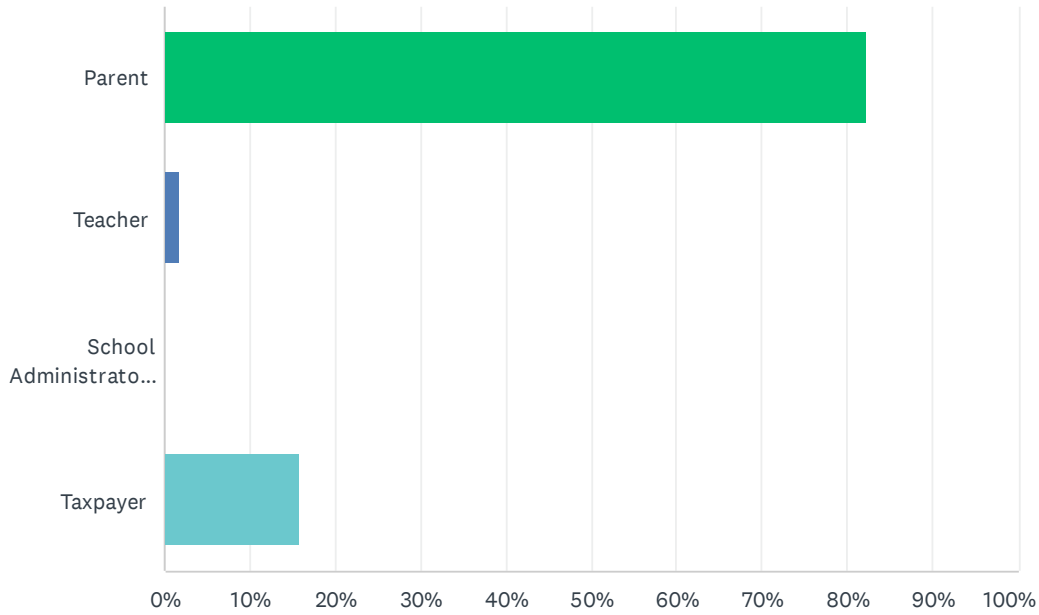


Q1 Are you answering this survey as a parent, school administrator, or taxpayer?

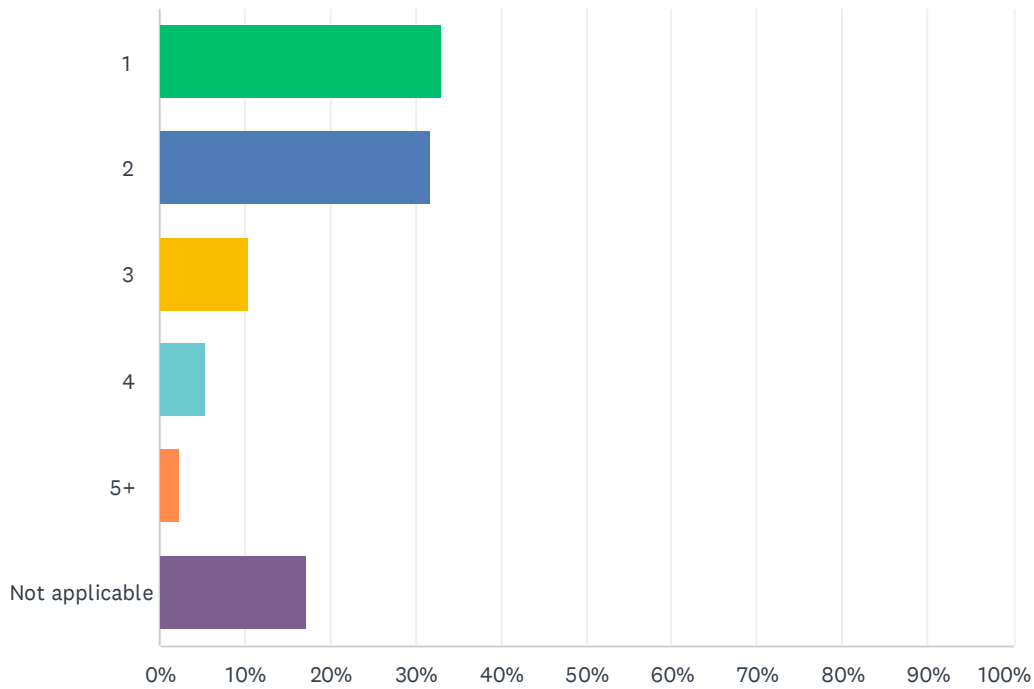
Answered: 221 Skipped: 0



ANSWER CHOICES	RESPONSES	
Parent	82.35%	182
Teacher	1.81%	4
School Administrator/Faculty	0.00%	0
Taxpayer	15.84%	35
TOTAL		221

Q2 How many of your children participated in Digital Learning Day?

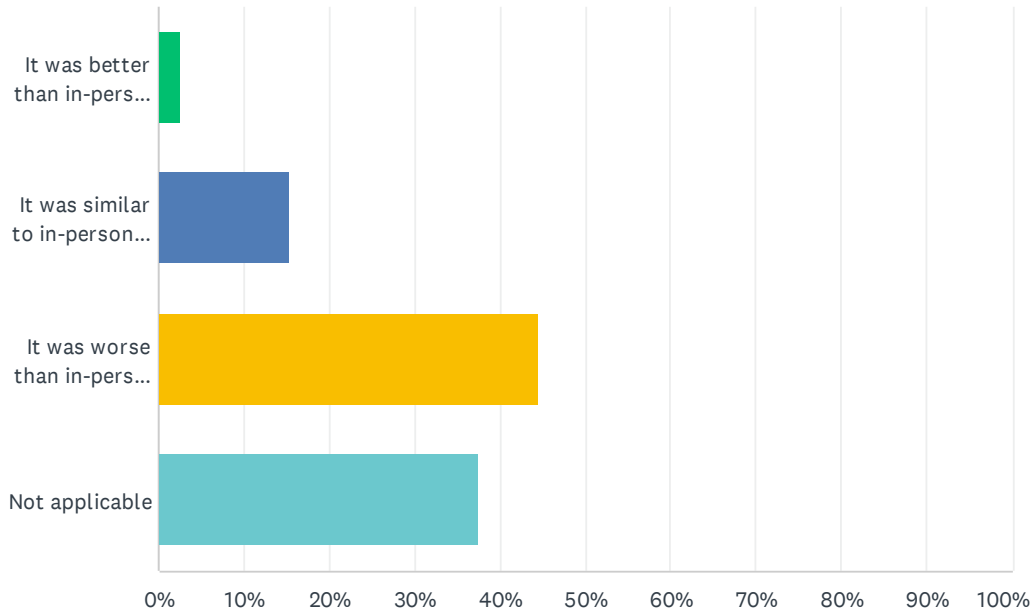
Answered: 221 Skipped: 0



ANSWER CHOICES	RESPONSES	
1	33.03%	73
2	31.67%	70
3	10.41%	23
4	5.43%	12
5+	2.26%	5
Not applicable	17.19%	38
TOTAL		221

Q3 (FOR ELEMENTARY SCHOOL CHILDREN) How did the quality of learning compare to in-person education?

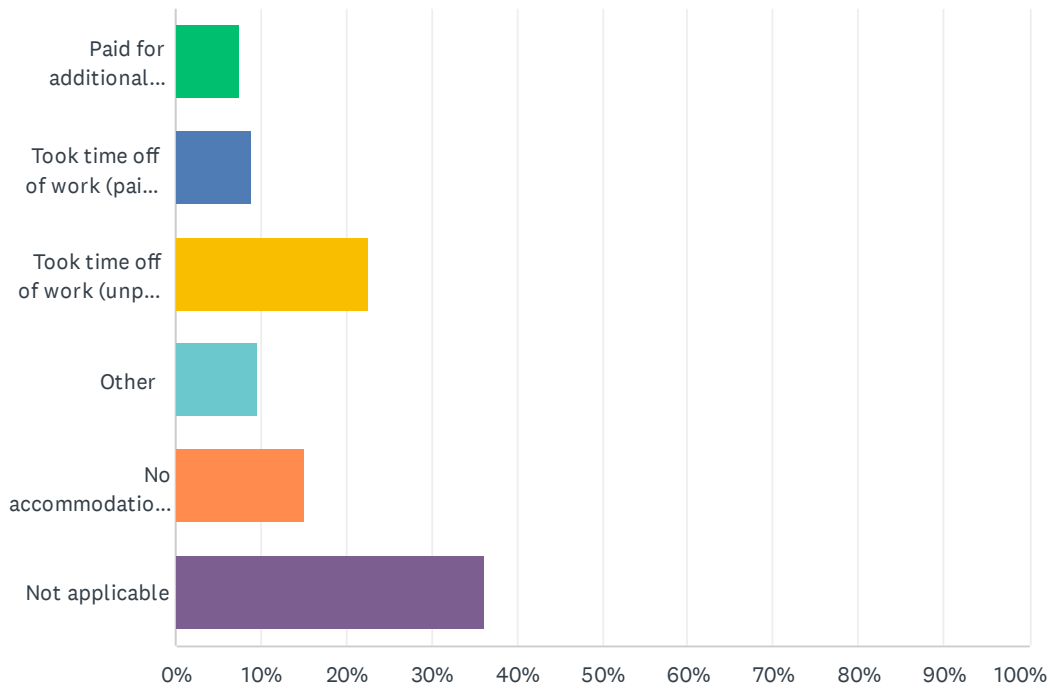
Answered: 202 Skipped: 19



ANSWER CHOICES	RESPONSES	
It was better than in-person education	2.48%	5
It was similar to in-person education	15.35%	31
It was worse than in-person education	44.55%	90
Not applicable	37.62%	76
TOTAL		202

Q4 (FOR ELEMENTARY SCHOOL CHILDREN) What accommodations were required to participate in Digital Learning Day?

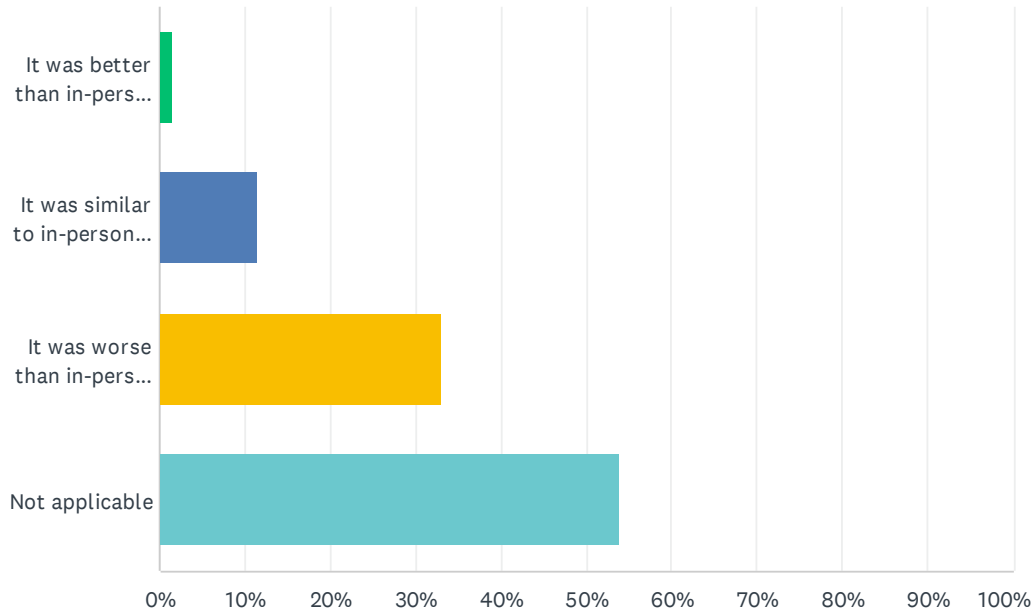
Answered: 199 Skipped: 22



ANSWER CHOICES	RESPONSES	
Paid for additional childcare for children	7.54%	15
Took time off of work (paid leave)	9.05%	18
Took time off of work (unpaid leave)	22.61%	45
Other	9.55%	19
No accommodations were needed	15.08%	30
Not applicable	36.18%	72
TOTAL		199

Q5 (FOR MIDDLE SCHOOL CHILDREN) How did the quality of learning compare to in-person education?

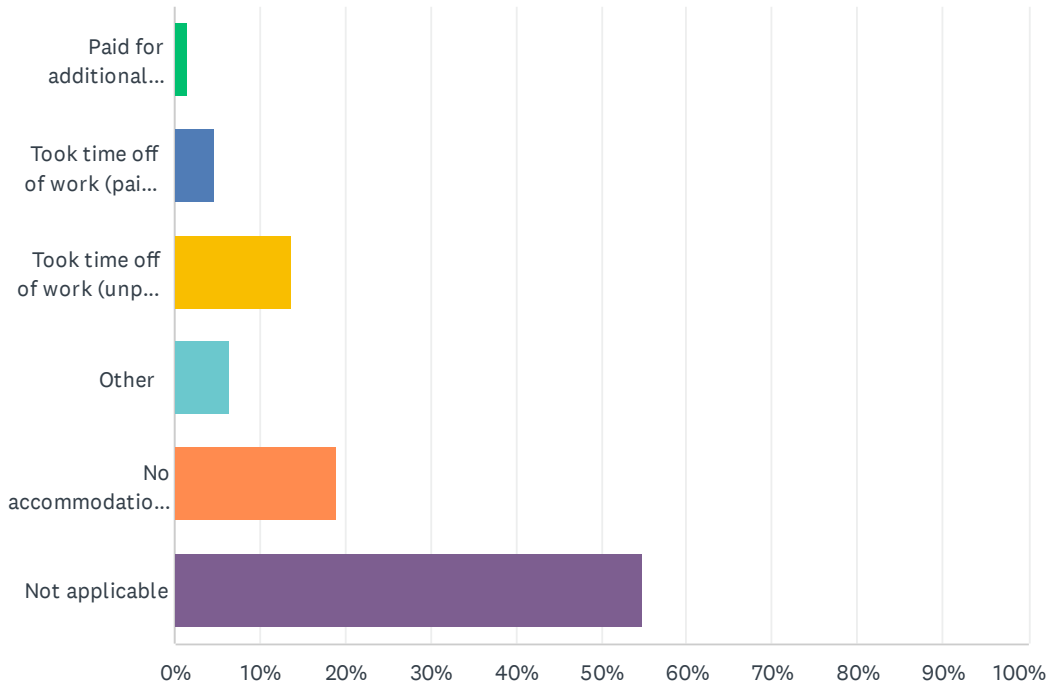
Answered: 191 Skipped: 30



ANSWER CHOICES	RESPONSES	
It was better than in-person education	1.57%	3
It was similar to in-person education	11.52%	22
It was worse than in-person education	32.98%	63
Not applicable	53.93%	103
TOTAL		191

Q6 (FOR MIDDLE SCHOOL CHILDREN) What accommodations were required to participate in Digital Learning Day?

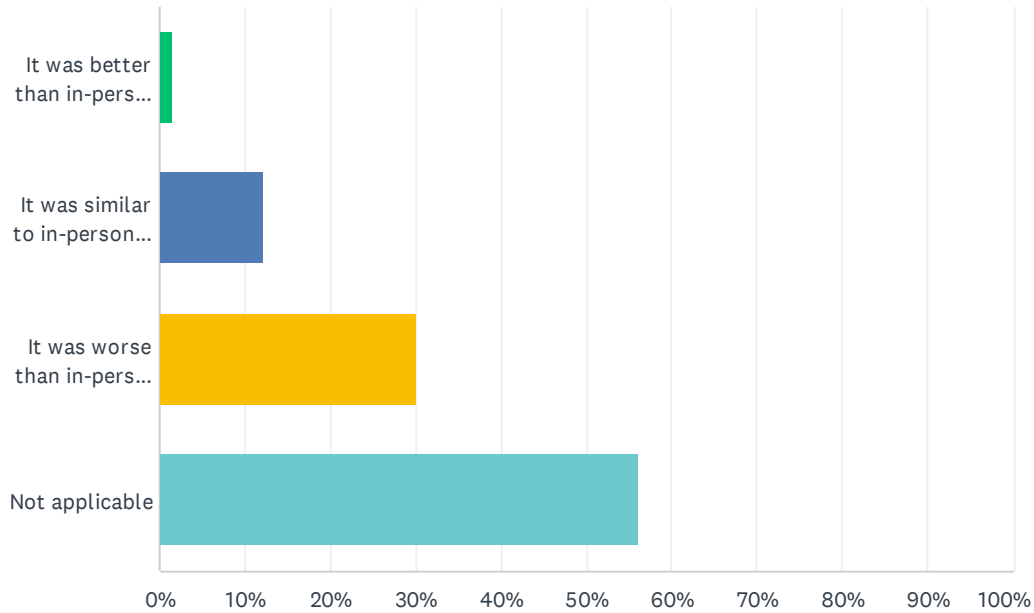
Answered: 190 Skipped: 31



ANSWER CHOICES	RESPONSES	
Paid for additional childcare for children	1.58%	3
Took time off of work (paid leave)	4.74%	9
Took time off of work (unpaid leave)	13.68%	26
Other	6.32%	12
No accommodations were needed	18.95%	36
Not applicable	54.74%	104
TOTAL		190

Q7 (FOR HIGH SCHOOL CHILDREN) How did the quality of learning compare to in-person education?

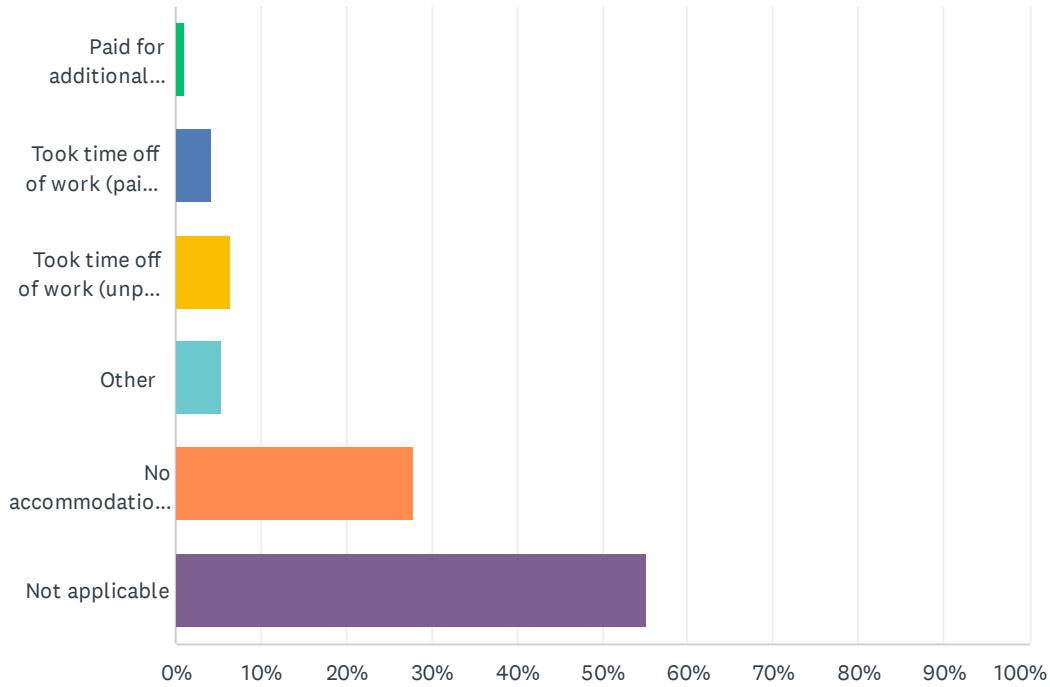
Answered: 189 Skipped: 32



ANSWER CHOICES	RESPONSES	
It was better than in-person education	1.59%	3
It was similar to in-person education	12.17%	23
It was worse than in-person education	30.16%	57
Not applicable	56.08%	106
TOTAL		189

Q8 (FOR HIGH SCHOOL CHILDREN) What accommodations were required to participate in Digital Learning Day?

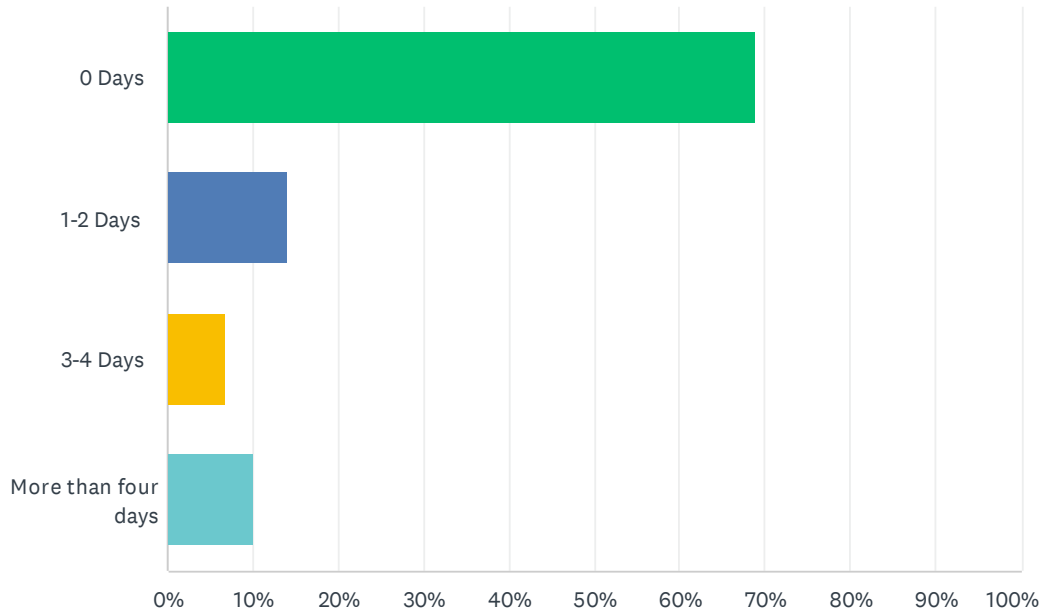
Answered: 190 Skipped: 31



ANSWER CHOICES	RESPONSES	
Paid for additional childcare for children	1.05%	2
Took time off of work (paid leave)	4.21%	8
Took time off of work (unpaid leave)	6.32%	12
Other	5.26%	10
No accommodations were needed	27.89%	53
Not applicable	55.26%	105
TOTAL		190

Q9 How many Digital Learning Days would you like to see each school year?

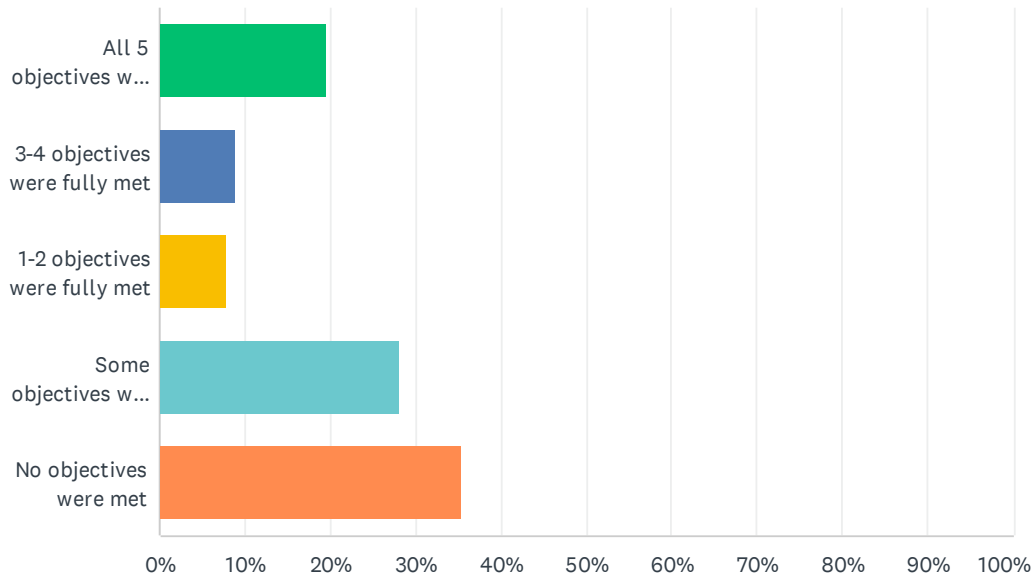
Answered: 219 Skipped: 2



ANSWER CHOICES	RESPONSES	
0 Days	68.95%	151
1-2 Days	14.16%	31
3-4 Days	6.85%	15
More than four days	10.05%	22
TOTAL		219

Q10 Did the Digital Learning Day meet the objectives as stated by CCSD? (Objectives were: learning new tools, acquiring skills for the 21st century, collaborative engagement, assessment for learning, and flexible learning)

Answered: 203 Skipped: 18



ANSWER CHOICES	RESPONSES	
All 5 objectives were fully met	19.70%	40
3-4 objectives were fully met	8.87%	18
1-2 objectives were fully met	7.88%	16
Some objectives were partially met	28.08%	57
No objectives were met	35.47%	72
TOTAL		203